



TOWN OF PINCHER CREEK
Swimming Lessons Instructions
Perfect Mind - Online

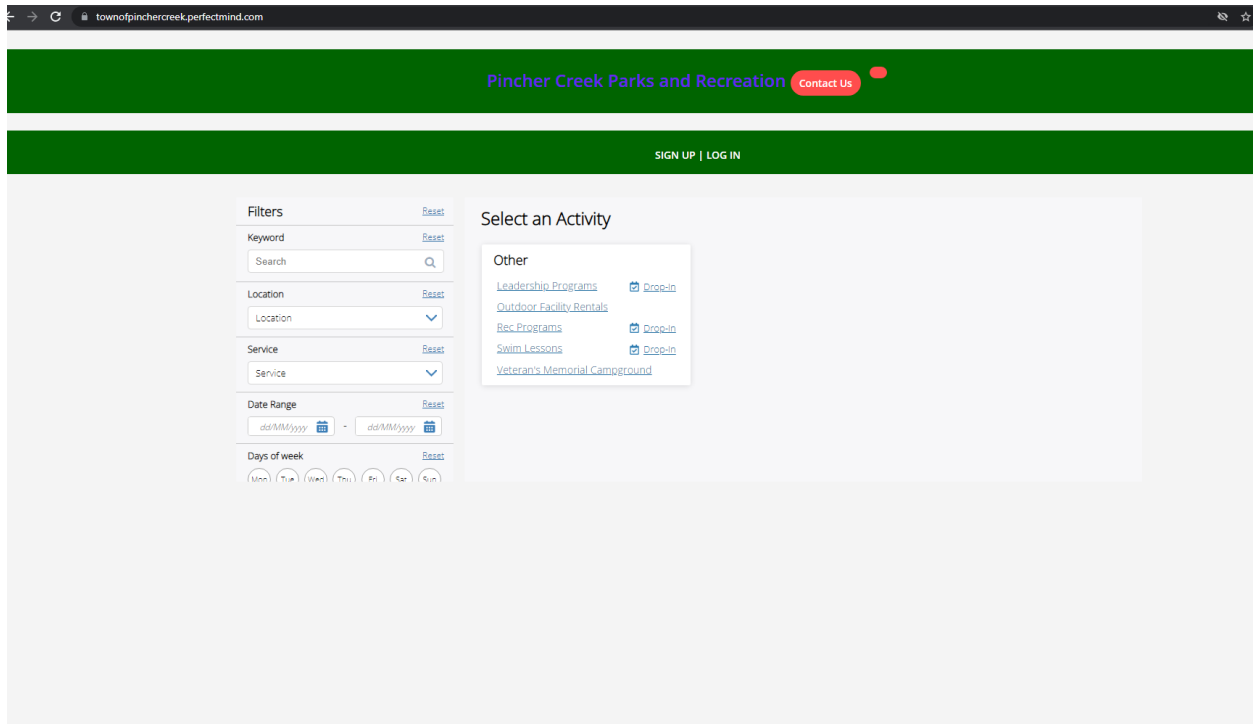
2023

3 Ways to Register for Recreation Programs

1. Reservations and Payments can be made in advance Online at: TownofPincherCreek.Perfectmind.com
Copy and paste the URL as is or type as is, do not include www at the front of the URL.
2. Reservations and Payments can be made in advance by calling: (403) 627-2565.
3. Reservations and Payments can be made in person at the Pincher Creek Swimming Pool.

How to Reserve and Pay Online

1. Go to TownofPincherCreek.Perfectmind.com
2. Sign-Up or Log-In
 - a. Click the “Sign-Up/Log-In” at the top of the page.
 - b. Enter your Log-In details or Sign – Up if you need to create an account.
 - i. If you chose to Sign-Up, you will receive an email from Perfect Mind with your password information. Follow the links in the email received to continue. You will be asked to create a new password at this step.
 - ii. It is really important to add your “Family Members” when you sign up. This will allow you to register your children, partner and other family members into programs.





Already have an Account? [Login](#)

Don't have a login?


First Name Required

Last Name Required

Email Required

Primary Phone

Birthday Day Year

I'm not a robot  reCAPTCHA
Privacy · Terms

3.
 - a. Now that you are logged into your account you will see the “Select an Activity” screen. If you do not see this screen click the “Schedule” tab next to your “My Profile” tab.

Filters [Reset](#)

Keyword [Reset](#)
Search

Location [Reset](#)
Location

Service [Reset](#)
Service

Date Range [Reset](#)
dd/MM/yyyy - dd/MM/yyyy

Days of week [Reset](#)
 Mon Tue Wed Thu Fri Sat Sun

Age [Reset](#)
0 yr mos - 99+ yr mos

Gender [Reset](#)
Gender


Facility [Reset](#)
Facility

Select an Activity

- Other**
- [Leadership Programs](#) [Open](#)
 - [Outdoor Facility Rentals](#)
 - [Rec Programs](#) [Open](#)
 - [Swim Lessons](#) [Open](#)
 - [Veteran's Memorial Camground](#)


- b. Click on "Swimming Lessons".
- c. Choose the Lesson that you are registering for.
 - i. Click on "Show" to display all of the options under that Course.

Swim Lessons



Lessons - Lifesaving Adult



[Show](#)






Lessons - Lifesaving Parent & Tot

[Hide](#)

Parent & Tot 1 - 3 #2042 \$62.50

 04/04/2023 - 27/04/2023  04:45 pm - 05:15 pm [Book](#)

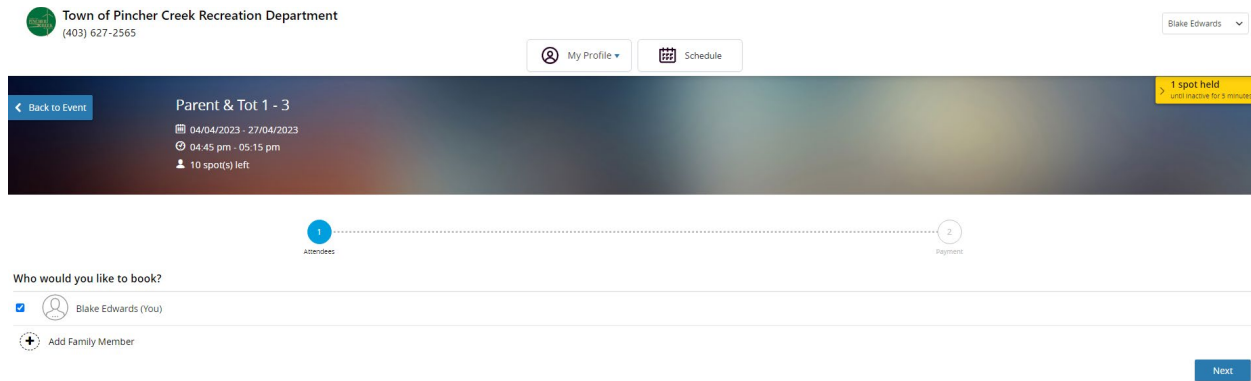
 Apr 04, 06, 11, 13, 18, 20, 25, 27  Pincher Creek Swimming Pool - Swimming Pool 10 spot(s) left



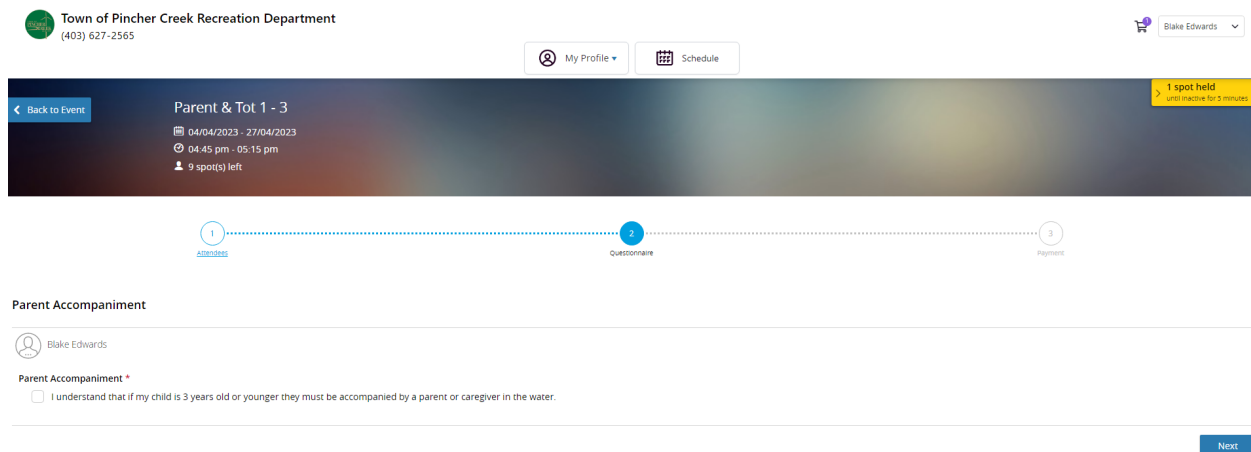
Lessons - Lifesaving Preschool

[Show](#)

- d. Confirm the course details match what you are registering for and click on "Book".
- e. Click on "Book" on the next screen.
- f. If the course is scheduled to go live on a specific date you will not see that course until that specific day and time.



- g. Here is where you select the person you are registering for the course. If you are not the person registering, remember to click the box next to your name to de-select it.
 - i. Here you can select the family members you are registering that you added when you created your account OR
 - ii. You can add your family members if you missed that step when you created your account.
- h. Click the blue “Next” button.
- i. Read and complete the “Questionnaire” page by clicking on the check box. Click the blue “Next” button.



- j. Complete your “Payment Method” information and click on the blue “Place My Order” button.
- k. Contact the pool front desk if you have any issues with making payment or if you have any difficulty with any other steps in the process.

The screenshot shows a web payment interface. On the left, the 'Payment Method' section is titled 'Your credit cards' and features a form to 'Add a new Card'. The form includes fields for Name on Card, Card number (with a Visa logo), Expiry month and year, CVV, Address (Street), City, Country, State/Province, and Zip/Postal Code. There is a 'Remember this card' checkbox and a 'Place My Order' button at the bottom. On the right, the 'Order Summary' section shows a 'Clear Cart' button and a list of items: 'Parent & Tot 1 - 3' by Blake Edwards, priced at \$62.50. Below this is a 'Payment Summary' table showing a Subtotal of \$62.50 and Tax of \$3.13. At the bottom of the summary is a 'Total Due Now' of \$65.63. A 'Gift Card or Promo Code' field with an 'Apply' button is also present.

How to Reserve/Pay by Calling

1. Call (403) 627-2565 to speak with the Front Desk Staff between the hours of 8:00 am – 4:00 pm.
 - a. Reserve online if you would like to register after 4:00 pm.
2. State your desired program or activity.
3. Provide contact information and payment details.
4. Check in with the Front Desk staff on your time of arrival.
5. Payment must be made at the time of reservation to secure a program spot.

How to Register as First-Come First-Serve

1. Check in with the Front Desk staff between the hours of 8:00 am – 4:00 pm.
 - a. Reserve online if you would like to register after 4:00 pm.
2. State your program or activity.
3. Provide contact information and payment details.
4. Payment must be made at the time of reservation to secure a program spot.

Contact Information for Help

Pool Front Desk: Phone - 403-627-2565

Email: poolcash@pinchercreek.ca

Aquatics Coordinator: Phone - 403-627-2565

Email: aquatics@pinchercreek.ca